

RANGER BRAKE PRODUCTS, INC.

110 Industrial Park Rd. Alexandria, TN 37012 USA
 PH: (615) 536-5020 FX: (615) 536-5023 EMAIL: mark@rangerbrake.net

2009 CATALOG OFFERING

Ranger #	BENDIX	SPRING BRAKES	
BTS-3030		Type 3030 OEM Sealed spring brake	
BTS-2024		Type 2024 OEM Sealed spring brake	
BTS-2424		Type 2424 OEM Sealed spring brake	
BTS-2424LS		Type 2424 OEM Sealed Long Stroke spring brake	
BTS-2430		Type 2430 OEM Sealed spring brake	
BTS-2430LS		Type 2430 OEM Sealed Long Stroke spring brake	
BTS-3030LS		Type 3030 OEM Sealed Long stroke spring brake	
BTS-3030XLS		Type 3030 Long Stroke with Long Shaft	
BTS-3030X		3030 Intraxx 13" Rod	
BTS-3036		Type 3036 OEM Sealed spring brake	
BTS-3636		Type 3636 OEM Sealed Spring Brake	
BTS-3030-4.5 BC		3030 Sealed w/ 4.5 rod/Dust Boot/Clevis (Mack)	
3030-WCR		Type 3030 Welded Clevis Replacement	
3030LS-WCR		Type 3030 Longstroke Welded Clevis Replacement	
			MADE IN USA
Ranger #	OEM #	PIGGYBACKS	
BPS-3030		Type 3030 piggyback	
BPS-3030K		Type 3030 piggyback kit w/ 1 diaphragm, 2 clamps, and installation hardware	
BPS-3030KLS		Type 3030 Long stroke kit	
BPS-2024		Type 2024 Piggyback	
BPS-3036		Type 3036 Piggyback	
BPS-3636		Type 3636 Piggyback	
Ranger #	OEM #	SERVICE CHAMBERS	
BSC-36		Type 36 Service Chamber	
BSC-30LS		TYPE 30 Service Chamber (LONG STROKE)	
30SC-WCR		Type 30 Service Chamber (Welded Clevis Replacement)	
BSC-30		Type 30 Service Chamber	
BSC-24		Type 24 Service chamber	
BSC-20		Type 20 Service chamber	
BSC-16		Type 16 Service Chamber	
BSC-12		Type 12 Service Chamber	
BSC-09		Type 9 Service Chamber	
Ranger #	OEM #	DIAPHRAGMS	
RB-D-36		Type 36 diaphragm	
RB-D-30		Type 30 diaphragm	
RB-D-303		Type 30 Long Stroke diaphragm (3")	
RB-D-24		Type 24 diaphragm	
RB-D-243		Type 24 Long Stroke diaphragm	
RB-D-20		Type 20 diaphragm	
RB-D-16		Type 16 diaphragm	
RB-D-12		Type 12 diaphragm	
RB-D-9		Type 9 diaphragm	

RANGER BRAKE PRODUCTS, INC.
 PH 615-536-5020
MARK@RANGERBRAKE.NET

Ranger #	OEM #	BRAKE CHAMBER COMPONENTS	
RB-30DB		Dust Boot	
RB006		Type 30 return spring	
RB30PS		Type 30 Power spring	
RB009		Carriage bolt&nut 3/8"-16 (Attaches Clamps to Chamber)	
RB010		Jam Nut 5/8"-18 (Attaches end of push rod for clevis mount)	
RB-30DC		Dust Caps (Black cap that attaches to bottom of chamber)	
RB008		T-Bolt Assembly set (1-Washer, T-bolt, T-bolt nut)	
RB-9PR		T-9 PUSH ROD	
RB-12PR		T-12 PUSH ROD	
RB-16PR		T-16 PUSH ROD	
RB-20PR		T-20 PUSH ROD	
RB034		T-30 PUSH ROD	
RB033		T-24 PUSH ROD	
RB-36PR		T-36 PUSH ROD	
RB-9NPH		T-9 NON PRESSURE "STUD" HOUSING	
RB-12NPH		T-12 NON PRESSURE "STUD" HOUSING	
RB-16NPH		T-16 NON PRESSURE "STUD" HOUSING	
RB-20NPH		T-20 NON PRESSURE "STUD" HOUSING	
RB-24NPH		T-24 NON PRESSURE "STUD" HOUSING	
RB020		T-30 NON PRESSURE "STUD" HOUSING	
RB-36NPH		T-36 NON PRESSURE "STUD" HOUSING	
RB-9SCC		T-9 SERVICE PRESSURE HOUSING	
RB-12SCC		T-12 SERVICE PRESSURE HOUSING	
RB-16SCC		T-16 SERVICE PRESSURE HOUSING	
RB-20SCC		T-20 SERVICE PRESSURE HOUSING	
RB-24SCC		T-24 SERVICE PRESSURE HOUSING	
RB042		T-30 SERVICE PRESSURE HOUSING	
RB-36SCC		T-36 SERVICE PRESSURE HOUSING	
RB9CK		T-09 CLAMP KIT (carriage bolts, nuts, clamps)	
RB12CK		T-12 CLAMP KIT (carriage bolts, nuts, clamps)	
RB16CK		T-16 CLAMP KIT (carriage bolts, nuts, clamps)	
RB20CK		T-20 CLAMP KIT (carriage bolts, nuts, clamps)	
RB016		T-24 CLAMP KIT (carriage bolts, nuts, clamps)	
RB053		T-30 CLAMP KIT (carriage bolts, nuts, clamps)	
RB36CK		T-36 CLAMP KIT (carriage bolts, nuts, clamps)	

Ranger #	OEM #	CLEVIS ASSEMBLIES	
RB-30CL		Standard: Clevis Assembly 1/2"x5/8"	
RB-30CL5/8		5/8"x5/8" Clevis Assembly	
RB-30CL1/2		1/2" x 1/2" Forged Clevis Assembly	
RB-1/2PIN		1/2" DIA. PIN FOR CLEVIS	
RB-5/8PIN		5/8" DIA. PIN FOR CLEVIS	
Ranger #	Haldex	AUTO SLACK ADJUSTER: HALDEX STYLE	
RB-10212	400-10212	1 1/2" - 28 Spline 6.0"	
RB-10214	400-10214	1 5/8" - 37 Spline 6.0"	
RB-10216	400-10216	1 1/2" - 10 spline 6.0"	
RB-10305	400-10305	1 1/2" - 28 Spline 6.0" (35 degree casting angle)	
RB-10144	400-10144	1 1/2" - 28 Spline 6.0" (16 degree casting angle)	
RB-10211	400-10211	1 1/2" - 28 Spline 5.5"	
RB-10215	400-10215	1 1/2" - 10 Spline 5.5"	
RB-10141	400-10141	1 1/2" - 28 Spline 5.5 / 6.5"	
RB-10143	400-10143	1 1/2" - 10 Spline 5.5 / 6.5"	
RB-10142	400-10142	1 1/2" - 10 Spline 5.0 / 6.0"	
RB-10140	400-10140	1 1/2" - 28 Spline 5.0 / 6.0"	
Ranger #	Bendix#	AUTO SLACK ADJUSTER: BENDIX STYLE	
RB-65167	65167	1 1/4" - 24 spline 5.5"	
RB-65170	65170	1 1/2" - 10 spline 5.5"	
RB-65172	65172	1 1/2" - 10 spline 6.0"	
RB-65174	65174	1 1/2" - 28 spline 5.5"	
RB-65175	65175	1 1/2" - 28 spline 6.0"	
RB-65176	65176	1 1/2" - 28 spline 6.0"	
RB-65177	65177	1 5/8" - 37 Spline 6.0"	
ProLine #	Crewson #	AUTO SLACK ADJUSTER: CREWSON NON AUTO	
RB-21102	CI21102	1 1/2"-10 spline 5.5" / 6.5"	
RB-21103	CI21103	1 1/2"-10 spline 5.0" / 6.0"	
RB-22102	CI22102	1 1/2"-28 spline 5.5" / 6.5"	
RB-22103	CI22103	1 1/2"-28 spline 5.0" / 6.0"	
RB-23102	CI23102	1 5/8" - 37 spline 5.5" / 6.5"	
RB-23103	CI23103	1 5/8" - 37 spline 5.0" / 6.0"	
RB-23106	CI23106	1 5/8"-37 spline 6.0"	
RB-24103	CI24103	1 1/4" - 10 spline 5.0" / 6.0"	
RB-25100	CI25100	1 1/4" - 24 spline 5.5"	
RB-25102	CI25102	1 1/4" - 24 spline 5.5" / 6.5"	
RB-25103	CI25103	1 1/4" - 24 spline 5.0" / 6.0"	
RB-22152	CI22152	Curved Arm 1 1/2" - 28 spline 5.5" / 6.5"	
RB-24100	CI24100	1 1/4" - 10 spline 5.5"	
RB-35100	CI35100	(T 20/24) 1 1/4" - 24 spline 5.5"	
RB-34200	CI34200	(T 16) 1 1/4" - 10 spline 5.5"	
RB-35200	CI35200	(T 16) 1 1/4" - 24 spline 5.5"	
RB-22153	CI22153	Curved Arm 1 1/2"-28 spline 5.0" / 6.0"	
RB-21152	CI21152	(Curved Arm) 1 1/2" - 10 spline 5.5" / 6.5"	
RB-21153	CI21153	(Curved Arm) 1 1/2" - 10 spline 5.0" / 6.0"	
RB-411A6	CI411A6	(Severe Duty) 1 1/2" - 10 spline 6.0"	

Ranger #	Crewson #	AUTO SLACK ADJUSTER: CREWSON AUTO CHECK
RB-421A6	CI421A6	1 1/2" - 28 spline 6.0" (SEVERE DUTY)
RB-221E2LH	CI221E2LH	1 1/2" - 28 spline 5.5" / 6.5" (SEVERE DUTY)
RB-221E2RH	CI221E2RH	1 1/2" - 28 spline 5.5" / 6.5" (SEVERE DUTY)
RB-221E6LH	CI221E6LH	1 1/2" - 28 spline 6.0" (OFFSET)
RB-221E6RH	CI221E6RH	1 1/2" - 28 spline 6.0" (OFFSET)
RB-41100	CI41100	1 1/2"-10 spline 5.5"
RB-41106	CI41106	1 1/2"-10 spline 6.0"
RB-42100	CI42100	1 1/2"-28 spline 5.5"
RB-42106	CI42106	1 1/2"-28 spline 6.0"
RB-43100	CI43100	1 5/8"-37 spline 5.5"
RB-43106	CI43106	1 5/8"-37 spline 6.0"
RB-41706	CI41706	1 1/2"- 10 SPLINE, 6.0", W/ EXT 8480KTA CLEVIS
RB-42700	CI42700	1 1/2" - 28 spline 5.5", (W/ 8480 KTA EXT. CLEVIS)
RB-42706	CI42706	1 1/2" - 28 spline 6.0" (w/ 8480KTA Ext. Clevis)



Ranger #	Crewson #	CLEVIS KITS FOR CREWSON AUTO SLACKS
RB-8420KT	8420KT	5/8 - 18 STRAIGHT
RB-8410KT	8410KT	1/2 - 20 STRAIGHT
RB-8415KT	8415KT	1/2 - 20 OFFSET
RB-8425KT	8425KT	5/8 - 18 OFFSET
RB-8480KT	8480KT	5/8 - 18 EXT STRAIGHT
RB-8420KTA	8420KTA	5/8 - 18 AUTO CHECK
RB-8410KTA	8410KTA	1/2 - 20 STRAIGHT
RB-8425KTA	8425KTA	5/8 - 18 OFFSET
RB-8480KTA	8480KTA	5/8 - 18 EXT STRAIGHT AUTO CHECK
RB-8056KT	8056KT	Pin Kit / Crewson KT Clevis
RB-8056KTA	8056KTA	Pin Kit / Crewson KTA Clevis



Ranger #	Meritor	AUTO SLACK ADJUSTER: Rockwell / MERITOR STYLE
RBR801001	R801001	1 1/4" - 10 SPLINE 5.5" (TYPE 16)
RBR801002	R801002	1 1/4" - 24 SPLINE 5.5" (TYPE 16)
RBR801003	R801003	1 1/4" - 24 SPLINE 5.5" (TYPE 16, 20))
RBR801041	R801041	1 1/2" - 10 SPLINE 5.5" (TYPE 24, 30)
RBR801042	R801042	1 1/2" - 10 SPLINE 6.0" (TYPE 30)
RBR801072	R801072	1 1/2" - 28 SPLINE 5.5" (TYPE 20,24,36 DRUM)
RBR801073	R801073	1 1/2" - 28 SPLINE 5.5" (TYPE 24, 30)
RBR801074	R801074	1 1/2" - 28 SPLINE 6.0" (TYPE 24, 30)
RBR801101	R801101	1 5/8" - 37 SPLINE 5.5" (TYPE 24, 30)
RBR801102	R801102	1 5/8" - 37 SPLINE 6.0" (TYPE 30)
RBR801079	R801079	1 1/2" - 28 SPLINE 5.5" (TYPE 16, 20)




























Ranger #	Gunite #	AUTO SLACK ADJUSTER: GUNITE STYLE
RB-AS3000	AS3000	GUNITE CLEVIS KIT
RB1131	AS1131	GUNITE AUTO SLACK 1.5" - 10 SPLINE 5.0"
RB1132	AS1132	GUNITE AUTO SLACK 1.5" - 10 SPLINE 5.5"
RB1133	AS1133	GUNITE AUTO SLACK 1.5" - 10 SPLINE 6.0"
RB1134	AS1134	GUNITE AUTO SLACK 1.5" - 10 SPLINE 6.5"
RB1139	AS1139	GUNITE AUTO SLACK 1.5" - 28 SPLINE 5.0"
RB1140	AS1140	GUNITE AUTO SLACK 1.5" - 28 SPLINE 5.5"
RB1141	AS1141	GUNITE AUTO SLACK 1.5" - 28 SPLINE 6.0"
RB1142	AS1142	GUNITE AUTO SLACK 1.5" - 28 SPLINE 6.5"
RB1144	AS1144	GUNITE AUTO SLACK 1 5/8" - 37 SPLINE 6.0"
RB1138	AS1138	GUNITE AUTO SLACK 1 1/4 - 24 SPLINE 5.5"







Ranger #	Bendix #	Manual Slack Adjusters	
RB-278323	278323	1 1/2"-10 spline 5,6,7 holes	
RB-278321	278321	1 1/2"-10 spline 5.5", 6.5"	
RB-288282	288282	1 1/2"-28 spline 5,6,7 holes	
RB-288753	288753	1 1/2"-28 spline 5.5", 6.5"	
RB-283411	283411	1 5/8"-37 spline 6.0"	
RB-278302	CA4201	1 1/4" -10 spline 4.5", 5.5"	
RB-278303	CA4200	1 1/4" - 10 spline 5,6,7 holes	
RB-5201	Crewson 5201	1 1/4" - 24 spline 5.5", 6.5"	
Ranger #	Bendix #	GLADHANDS	
RB-11450	275150	Universal Gladhand (Aluminum)	
RB-11451	278524	Emergency (RED) Aluminum	
RB-11452	278850	Service (BLUE) Aluminum	
RB-441019	Sloan: 441019	37 1/2 Deg Bracket Mount G.H.(Emer.Red), 3/8" Ports, Pipe Plug	
RB-441023	Sloan: 441023	37 1/2 Deg Bracket Mount G.H.(Service Blue), 3/8" Ports, Pipe Plug	
RB-035095	Velvac: 035095	SHUT OFF G.H Emergency (RED) 1/4" NPT Port, 1"-14 Mount Stud	
RB-035094	Velvac: 035094	SHUT OFF G.H Service (Blue) 1/4" NPT Port, 1"-14 Mount Stud	
RB035007	35007	Rubber Seal	
RB035005	35005	Gladhand Seal, Rubber, compress style	
RB035009	35009	Gladhand Seal, Red, Polyurethane	
RB035010	35010	Gladhand Seal, Blue, Polyurethane	
RB035070	35070	Glad Grip, a pair (Blue and Red)	
Ranger #	Stemco #	HUB CAPS	
RB-343-4009	343-4009	Alum 6 hole w/ the plug	
RB-340-4975	340-4975	Plastic FRUEHAUF (PROPAR) w/ o-ring	
RB-330-3009	330-3009	Universal Hub Cap Gasket	
RB-359-5990	359-5990	Vent Plug for PL-343-4009 Hub Cap	
Ranger #	Bendix #	AIR DRYERS	
RB-109685	109685	Air Dryer (Replaces Bendix 109865 Out Right/No Core)	
RB-109869		AD-9 Dryer Wiring Harness	
RB-107695		AD-9 Dryer Mounting Brackets	
RB-109994	109994	AD-9 Dryer Cartridge Kit (NEW) WABCO	
RB-107794	107794	AD-9 Dryer Cartridge Kit (NEW)	
RB-104358	104358	AD-4 Dryer Cartridge Kit (NEW)	
RB216560		AD-IP AIR DRYER: (No Mounting Bracket)	
RB5001247		AD-IP MOUNTING BRACKET ONLY	
RB109495		AD-IP HEATER & THERMOSTAT	
RB109871		AD-IP WIRING HARNESS	

Ranger #	OEM #	AIR VALVES	
RB-18530	18530	D-2 Governor - Range 100-120 psi (Adjustable) All Ports 1/8" NPT	
RB-281923	281923	DV-2 Automatic Drain Valve - Incl. Filter/Adapter for 1/4" NPH Mount	
RB-1000	A1000 Sealco	Emergency Relay Valves (SEALCO) - Supply Port (1) 1/2" NPT, Delivery Ports (4) 1/4" NPT, Control Ports (2) 1/4" NPT, Emergency Supply (1) 1/4" NPT	
RB-110200	110200 Sealco	Emergency Relay Valves (SEALCO) -Ratio Feature	
RB-281865	281865 / 281860	RE-6 Emergency Relay Valve	
RB-30400	KN30400 / A71890 sealco	EMERGENCY RELAY VALVES: Supply Port (1) 3/4" NPT, Delivery Ports (4) 3/8" NPT, Service Port (1) 1/4" NPT, 4.5psi crack pressure	
RB-28510	KN28510	RG-2 Relay Valve - Supply (1) 3/8" NPT / Delivery (1) 1/2" NPT / Service (2) 3/8" NPT / Control (1) 1/4" NPT / 5-6 psi crack pressure	
RB-28500	KN28500	RG-2 Relay Valve - Supply (2) 3/8" NPT / Delivery (2) 3/8" NPT / Control (1) 1/4" NPT / 5-6 psi crack pressure	
RB-28520	KN28520	RG-2 Relay Valve - Supply (2) 1/2" NPT / Delivery (2) 1/2" NPT / Control (1) 1/4" NPT / 5-6 psi crack pressure	
RB-279180	279180 / 280375	R-6 Relay Valve - Supply Port (1) 1/2" NPT Delivery Port (4) 3/8" NPT Service Port (1) 1/4" NPT	
RB-286370	286370 / 286371	R-8 Relay Valve - Supply Ports (2) 3/4" NPT Delivery Ports (2) 1/2" NPT Service Port (1) 1/4" NPT	
RB-102626	102626 / 102166	R-12 Relay Valve - Supply Port (1) 1/2" NPT Delivery Ports (4) 1/2" NPT Service Port (1) 1/4" NPT 4 psi crack pressure	
RB-103009	103009	R-12H Relay Valve - Supply Port (2) 3/4" NPT Delivery Ports (2) 1/2" NPT Service Port (1) 1/4" NPT 4 psi crack pressure	
RB-103028	103028	R-14 Relay Valve - Supply Port (1) 1/2" NPT, Delivery Ports (4) 1/2" NPT, Service Ports (1) 1/4" NPT, Balance Port (1) 1/8" NPT, 4 psi crack pressure	
RB-103010	103010	R-14H Relay Valve - Supply (2), 3/4" NPT, Delivery (2) 1/2" NPT, Service (1) 1/4" NPT, Balance (1) 1/8" NPT, 4 psi crack pressure	
RB-65145	65145	BP-R1 Bobtail / Brk A/M (NEW)	
RB-277863	277863	E-3 Foot Valve - Supply (2) 1/2" NPT, Aux. Supply (2) 1/4" NPT, Delivery (4) 1/2" NPT	
RB-286171	286171	E-6 Foot Valve - Supply (4) 3/8" NPT, Delivery (4) 3/8" NPT	

Ranger #	OEM #	AIR VALVES CONTINUED	
RB-284760	284760	E-7 Brake Valve - Firewall Mtd (Ford), Dual Circuit Valve	
RB-28600	KN28600	FF-2 Full Function Trailer Valve - Supply (1) 3/8" NPT, Control (1) 1/4" NPT, Reservoir (1) 3/4" NPT, Service (4) 3/8" NPT, Emergency (2) 3/8" NPT, 3 psi crack pressure, 1/2" NPT Res. Port	
RB-28601	KN28601	FF-2 Full Function Trailer Valve -	
RB-26000	KN26000 / 110191	RT-4 Multi-function Trailer Valve - Supply (2) 3/8" NPT, Delivery (4) 3/8" NPT, Control (1) 3/8" NPT, Reservoir (1) 1/2" NPT, Reservoir (1) 3/8" NPT, 55 psi closing pressure	
RB-286364	286364	SR-1 Spring Brake Valve - All Port 1/4" NPT, Back Mounted 90-95 psi limited pressure	
RB-287376	287376	SR-2 Spring Brake Valve - Supply, Trailer port (1) 1/4" NPT, Delivery (4) 3/8" NPT, Reservoir (2) 1/4" NPT, Reservoir Port (1) 3/4" NPT, Exhaust Port (1) 3/8" NPT	
RB-103061	103061	SR-2 Spring Brake Valve - 1/2" NPT S.B. Res. Port	
RB-101112	101112	SR-4 Spring Brake Valve - Supply, Trailer Port 91) 1/4" NPT Service, Trailer Port 91) 1/4" NPT Delivery Ports (4) 3/8" NPT Reservoir (1) 3/4" NPT Reservoir (1) 1/4" NPT Exhaust Port (1) 3/8" NPT	
RB-065437	065437 Bendix	SR-5 Spring Brake Valve - Spring Brake Valve, 3/4" NPT S. B. Res. Port	
RB-279000	279000	TP-3 Tractor Protection Valve - Service, Tractor (1) 3/8" NPT Service, Trailer (1) 1/2" NPT Emerg. Tractor (1) 1/4" NPT	
RB-284142	284142	ST-3 Safety Valve - 150 psi crack pressure	
RB-101437	101437/KN20615	MV-2 Manifold Dash Valve - Dash Control 1 piece	
RB-65157	65157 / 800516	MV-3 Manifold Dash Valve - MV-3 Dash Control combination PP-1 and PP-7	
RB-290655	290655	PP-1 Push Pull (KNOB) (RED) w/ pin -	
RB-248433	248433	PP-1 Push Pull (KNOB) (YELLOW) w/ pin	
RB-290655	290655	PP-7 Push Pull (KNOB) (RED)	
RB-276566	276566 / 275175	PP-1 Push Pull Valve - Supply Port (1) 1/8" NPT Delivery Ports (2) 1/8" NPT Exhaust Port 91) 1/8" NPT 40 psi release	
RB-276462	276462	PP-2 Push Pull Valve - Supply Port (1) 1/8" NPT Delivery Ports(2) 1/8" NPT Brake Valve Port (1) 1/8" NPT 40 psi release	
RB-288746	288746	PP-3 Push Pull Valve - Supply (1) 1/8" NPT Delivery (1) 1/4" NPT Exhaust (1) 1/4" NPT with AUTOMATIC TRIPPER	

Ranger #	OEM #	AIR VALVES CONTINUED	
RB-288239	288239 / 288721	PP-7 Push Pull Valve - Supply (1) 1/8" NPT Delivery (1) 1/8" NPT Control Port (1) 1/8" NPT 40 psi release	
RB-288241	288241 / 106113	PP-7 Push Pull Valve - Supply (1) 1/8" NPT Delivery (1) 1/4" NPT Control Port (1) 1/8" NPT Exhaust Port (1) 1/4" NPT 40 psi release	
RB-287238	287238	PP-8 Push Pull Valve - Supply (1) 1/8" NPT Delivery (2) 1/8" NPT Exhaust (1) 1/8" NPT 20 psi release	
RB-229635	229635 / 229617	TW-1 Control Valve - Supply Port (1) 1/8" NPT Delivery Ports (2) 1/8" NPT	
RB-14651R	14651	TW-1 Control Valve (EATON/FULLER) - Supply Port (1) 1/8" NPT Delivery Ports (2) 1/8" NPT	
RB-16859	16859	Countershaft Brake Valve (EATON/FULLER) - All Port 1/8" NPT	
RB-A4041R	A4041	Air Shift Valve (EATON/FULLER) - Inlet Port (1) 1/4" NPT Outlet Port (1) 1/4" NPT	
RB-A3546	A3546	Transmission Valve (EATON/FULLER) - Inlet port (1) 1/8" NPT Outlet port (1) 1/8" NPT	
RB-19974	19974	Transmission Valve (EATON/FULLER) - Direct replacement for 15512	
RB-A4487	A4487	Transmission Selector Valve (EATON/FULLER) - All Ports 1/16" NPT	
RB-A4490	A4490	Transmission Selector Valve (EATON/FULLER) - All Ports 1/16" NPT	
RB-A4491	A4491	Transmission Selector Valve (EATON/FULLER) - All Ports 1/16" NPT	
RB-A6918	A6918	Transmission Selector Valve (EATON/FULLER)	
RB-A6913	A6913	Transmission Selector Valve (EATON/FULLER)	
RB-A6909	A6909	Transmission Selector Valve (EATON/FULLER)	
RB-A6915	A6915	Transmission Selector Valve (EATON/FULLER)	
RB-A6910	A6910	Transmission Selector Valve (EATON/FULLER)	
RB-A4688	A4688	Slave Valve (EATON/FULLER) - Supply Ports (2) 1/8" NPT Delivery Ports (1) 1/8" NPT Control Port (1) 1/8" NPT	
RB-A5000	A5000	Slave Valve (EATON/FULLER) - Supply (2) 1/8" NPT, Delivery (3) 1/8" NPT, Control (1) 1/8" NPT	
RB-228600	228600	SL-4 Stoplight Switch - 1/4" NPT Normally open (0 psi) closes at 5 psi	
RB-6997324	Cummins	Solenoid Valve - Direct Replacement for Cummins, 24 Volt, Cum:3035344, Cum:BM-69973-24	
RB-6997312	Cummins	Solenoid Valve - Direct Replacement For Cummins, 12 Volt, Cum:3035342, Cum:BM-6997312	

Ranger #	OEM #	AIR VALVES CONTINUED	
RB-28237	KN68237	Solenoid Valve - 24 Volt, Supply (1) 1/4" NPT, Delivery (1) 1/4" NPT	
RB-228750	228750	LP-3 Low Pressure Switch - 1/4" NPT double terminal normally closed (0 psi) opens at 60 psi	
RB-279416	279416	LP-3 Low Pressure Switch - 1/4" NPT Single terminal normally open (0 psi) closes at 60 psi	
RB-229859	229859	QR-1 Valve - Supply (1) 3/8" NPT, Delivery (2) 3/8" NPT	
RB-229860	229860	QR-1 Valve - Supply (1) 1/2" NPT, Delivery (2) 3/8" NPT	
RB-289714	289714	QR1C Valve - Supply (1) 1/4" NPT, Delivery (2) 3/8" NPT, Balance (1) 1/4" NPT	
RB-289182	289182	QR1C Valve - Supply (1) 1/4" NPT, Delivery (2) 3/8" NPT, Balance (1) 1/4" NPT	
RB-289144	289144	LQ-4 Front Axle Ratio Valve - Supply (1) 3/8" NPT, Delivery (1) 3/8"NPT, 60 psi equilizing pressure	
RB-23010	800375 / KN23010	SC-1 Check Valve - Male Port (1) 3/8 NPT, Female Port (1) 3.8" NPT	
RB-23000	227788 / 227717	SC-1 Check Valve - Male Port (1) 1/2" NPT, Female Port (1) 1/2" NPT	
RB-227870	227870	SC-3 Check Valve	
RB-278614	278614	DC-4 Double Check Valve: All Ports 3/8" NPT - All Ports 3/8" NPT	
RB-90054007	90054007	NEWAY Height control Leveling Valve - Height Control Valve: All Port 1/8" NPT includes fittings, 6 second delay	
RB-27000	KN27000	Midland Height control Leveling Valve - Height Control: All ports 1/4", 4 sec delay	
RB-31070	KN31070	Air Regulating Valve	
RB-110170	110170	Spring Brake Control Valve	
RB-110171	110171	Spring Brake Control Valve	
RB-110191	110191	Spring Brake Control Valve	
RB-110197	110197	Service Relay Valves	
RB-110205	110205	Relay Emergency Valves	
RB-110380	110380	Service Relay Valves (4 Delivery Ports)	
RB-110570	110570	Control Line Valves	
RB-110415	110415	Control Line Valve	
RB-032082	32082	(Drainvalve) Pull Valve for Air Tank, w/ 5ft Cable	

Ranger #	Industry #	UNIVERSAL JOINTS		
PL279X	279X	U-Joint 1610		
RB280XR	280 XR	U-Joint 1710		
RB281X	281X	U-Joint 1810		
RB469X	469X	U-Joint 1760 1/2 Round		
RB675X	675X	U-joint 1710 1/2 Round w/ straps		
RB676X	676X	U-joint 1810 1/2 Round w/ straps		
RB5510	5510	U-Joint		
RB5160X	5160X	1410 U-Joint		
RB5170X	5170X	1000 / P.T.O. U-Joint		
RB5407	5407	U-Joint		
RB5155X	5155X	1500 U-Joint		
RB677X	5677X	1760 Series U-Joint		
RB5438	5438	U-Joint		
RB5515	5515	U-Joint		
ProLine #	Industry #	SECUREX STYLE WHEEL NUTS		
RB39631	39631	(9/16"-18) 7/8 A/F, 11/16" high, bell washer, flangette hex		
RB39514	39514	(M22X1.5) 38.1 mm A/F, 34.9 mm high, bell washer		
RB39635	39635	(7/8"-14) 1 5/16" A/F, 7/8" high, flat washer, sht strgt hex, bus		
RB39669	39669	(7/8"-14) 1 5/16" A/F, 11/16" high, hi washer, sht strgt hex, bus		
RB39701	39701	(M22X1.5) 27 mm high, flat washer, flangette hex		
RB39708	39708	(M20X1.5) 30mm A/F,27mm high,flat washer,flangette,steel wheel		
RB39724	39724	(M20X1.5)30 mm A/F,27mm high,high washer,flangette,steel wheel		
RB39874	39874	(M22X1.5) 27 mm high, flat washer, straight hex		
RB39937	39937	(9/16"-18) 11/16" A/F, 11/16" high, bell washer, straight hex		
RB39135	39135	(M22x1.5) 31mm high, flat washer, flangette hex		
RB29197	29197	DECOREX Decorative Nut: Fits Std M22 X 1.5 Applications		
Ranger #	EUCLID	INNER-OUTER NUTS / WHEEL ATTACHING PARTS		
RB6034	E6034	WHEEL STUD: CROSSES EUCLID E6034, BATCO 13-1572		
RB6035	E6035	WHEEL STUD: CRSSSES EUCLID E6035, BATCO 13-1571		
RB5977L	E5977L	OUTER NUT: CROSSES E5977L, BATCO 13-3012R/L		
RB5977R	E5977R	OUTER NUT: CROSSES E5977R, BATCO 13-3012R/L		
RB5988L	E5988L	INNER CAP NUT: CROSSES EUCLID E-5988L, BATCO 13-3026L		
RB5988R	E5988R	INNER CAP NUT: CROSSES EUCLID E-5988R, BATCO 13-3026R		
RB7895L	E7895L	INNER CAP NUT: CROSSES EUCLID E7895L, BATCO 13-3005R/L		
RB7895R	E7895R	INNER CAP NUT: CROSSES EUCLID E7895R, BATCO 13-3005R/L		
RB7896L	E7896L	INNTER NUT FOR STEEL AND ALUM OUTER WHEELS		
RB7896R	E7896R	INNTER NUT FOR STEEL AND ALUM OUTER WHEELS		
RB7897L	E7897L	INNER NUT: CROSSES EUCLID E-7896L, BATCO 13-3029R/L		
RB7897R	E7897R	INNER NUT: CROSSES EUCLID E7896R, BATCO 13-3029R/L		

Ranger #	Haldex #	ALCOHOL EVAPORATOR		
RB-A72420	A72420	Alcohol Evaporator/ 1/2" NPTF Ports/ Holds 40 OZ of Methyl Alcohol		
Ranger #	Industry #	AIR HOSE ASSEMBLIES		
RB-451036N		(15') Air Hose Assembly (1) Red/ (1) Blue, 2-12 Lead, 1/2" Lead O.D., Fitting Size 1/2"		
Ranger #	Vevac/Philips	Electrical Components		
RB590160	590160	Coiled Electrical Cord, ABS (1x8 / 2x10 / 4x12),	12 ft, w/ 12 in lead, w/ plugs, Green	
RB590161	590161	Coiled Electrical Cord, ABS (1x8 / 2x10 / 4x12),	15 ft, w/ 12 in lead, w/ plugs, Green)	
RB590154	590154	Coiled Elec Cable, Econ, 12ft / 12" lead, w/plugs, black		
RB590155	590155	Coiled Elec Cable, Econ, 15ft / 12" lead, w/plugs, black		
RB-15400	15-400	4-Way Electrical Socket (Female)		
RB-15430	15-430	4-Way Electrical Plug (Male)		
RB-15600	15-600	6-Way Electrical Socket (Female)		
RB-15630	15-630	6-Way Electrical Plug (Male)		
RB-15720	15-720	7-Way Electrical Socket (Female)		
RB-15730	15-730	7-Way Electrical Plug (Male)		
Ranger #		MUD FLAPS & ACCESSORIES		
RB24X24R	Chevron Style	MUD FLAPS: 24" X 24", 100% RUBBER, 1/4" THICK		
RB24X30R	Chevron Style	MUD FLAPS: 24" X 30", 100% RUBBER, 1/4" THICK		
RB24X36R	Chevron Style	MUD FLAPS: 24" X 36", 100% RUBBER, 1/4" THICK		
RBA25P	034-00426	MUD FLAP HANGER: RIGHT ANGLE, SINGLE ARM		
RBA35P	034-00433	MUD FLAP HANGER: SHORTIE RIGHT ANGLE, SINGLE ARM		
RBB23P	031-00123	MUD FLAP HANGER: SQUARE TRIPLE COIL, SET		
RBB25P	031-00125	MUD FLAP HANGER: RIGHT ANGLE, SET		
RBB35P	031-00135	MUD FLAP HANGER: SHORTIE RIGHT ANGLE, SET		
Ranger #	WEBB	WHEEL HUBS		
RB1631ABS		(10 Hole) Bolt Circle: 11 1/4"		
RB10019N	10019N™	10 Hole (Shoulder Studs) Bolt Circ: 11 1/4" / Pilot Diam: 9 7/16"		
RB12213N	12213N™	10 Hole (Shoulder Studs) Bolt Circ: 11 1/4" / Pilot Diam: 9 7/16"		
RB1320ZN	1320ZN™	10 Hole (Serrated Studs) Bolt Circ: 11 1/4" / Pilot Diam: 8 17/32"		
RB10519N	10519N™	10 Hole (Shoulder Studs) Bolt Circ: 8 3/4" / Pilot Diam: 7 1/8"		
RB10209N	10209N™	10 Hole (Serrated Studs) Bolt Circ: 11 1/4" / Pilot Diam: 8 17/32"		
RB20231-0	20231-0™	10 Hole (Serrated Studs) Bolt Circ: 11 1/4" / Pilot Diam: 8 3/4"		
RB20231-0ABS	20231-0™	(Serrated Studs w/ ABS Ring) Bolt Circ: 11 1/4" / Pilot Diam: 8 3/4"		

Ranger #	TRAMEC	AIR BRAKE HOSE ASSEMBLIES (GENUINE)
RB31002-018	31002-018	Hose assembly, 3/8" Hose, 3/8" Ends, 18" Long, Swivel
RB31002-020	31002-020	Hose assembly, 3/8" Hose, 3/8" Ends, 20" Long, Swivel
RB31002-024	31002-024	Hose assembly, 3/8" Hose, 3/8" Ends, 24" Long, Swivel
RB31002-030	31002-030	Hose assembly, 3/8" Hose, 3/8" Ends, 30" Long, Swivel
RBL31002-036	31002-036	Hose assembly, 3/8" Hose, 3/8" Ends, 36" Long, Swivel
RB31002-048	31002-048	Hose assembly, 3/8" Hose, 3/8" Ends, 48" Long, Swivel
RB31002-060	31002-060	Hose assembly, 3/8" Hose, 3/8" Ends, 60" Long, Swivel
RB31002-072	31002-072	Hose assembly, 3/8" Hose, 3/8" Ends, 72" Long, Swivel
RB31005-018	31005-018	Hose assembly, 3/8" Hose, 1/2" Ends, 18" Long, Swivel
RB31005-020	31005-020	Hose assembly, 3/8" Hose, 1/2" Ends, 20" Long, Swivel
RB31005-024	31005-024	Hose assembly, 3/8" Hose, 1/2" Ends, 24" Long, Swivel
RB31005-030	31005-030	Hose assembly, 3/8" Hose, 1/2" Ends, 30" Long, Swivel
RB31005-036	31005-036	Hose assembly, 3/8" Hose, 1/2" Ends, 36" Long, Swivel
RB31005-048	31005-048	Hose assembly, 3/8" Hose, 1/2" Ends, 48" Long, Swivel
RB31005-060	31005-060	Hose assembly, 3/8" Hose, 1/2" Ends, 60" Long, Swivel
RB31005-072	31005-072	Hose assembly, 3/8" Hose, 1/2" Ends, 72" Long, Swivel



Ranger # EUCLID / SIRCO BRAKE HARDWARE KIT (OEM MADE IN THE USA)

RBK1225D	E-2030HD /	Spicer Dana & Std. Forge 12.25" Kit for Cast Shoes HD
RBK1225D-50		Spicer Dana 12.25" Complete Brake Hardware Kit
RBK1225D-51	E-3373HD / LB-2	Spicer Dana 12.25" Kit for Fabricated Shoes old style camshafts
RBK1225D-52	E-9281 / LB-9	Spicer Dana 12.25" Kit for Fabricated Shoes old style camshafts
RBK1225D-88	E-10679	Spicer Dana & Std. Forge 12.25" Kit for Cast Shoes Short Brake Hardware Kit
RBK1225DU	E-3782 / LB-6	Spicer Dana 12.25" U Brake New Style
RBK1225DU-53	E-5306 / LB-7	Spicer Dana 12.25" U Brake Old Style
RBK1225DU-54	E-9283 / LB-8	Spicer Dana 12.25" U Brake New Style with Oversize Rollers
RBK1225DX	E-10875	Dexter 12.25" PQ Brake Kit
RBK1225E	E-2126 / LB-4	Eaton 12.25" Single Anchor Pin Kit
RBK1225F	E-2286 / LB-5	Fruehauf Pro-Par 12.25" Brake Hardware Kit
RBK1225Q	E-3484 / LB-3	Rockwell 12.25" Q Brake Hardware Kit
RBK1225SF	E-2402HD / LB-1	Standard Forge 12.25" Fabricated Shoes
RBK1225SF-55	E-2403HD	Conversion Kit - Spicer Dana 12.25" Cast to Fabricated Shoes
RBK1308E	E-5139 / EF-1	15" Eaton Front Axle EB & ES Series
RBK1308Q	E-3869 / RF-3	Rockwell 15" Front Axle Q Brakes
RBK1308Q-88	E-7899 / RF-3A	Rockwell 15" Front Axle Q Brakes
RBK1308T	E-4691 / RF-1ARK	Rockwell 15" T Series Types 1 & 2
RBK1308T-88	E-6879 / RF-2RK	Rockwell 15" T Series Types 1 & 2 Short Kit
RBK1500B	E-7231	Bendix 15" Steer Axle
RBK1535W	E-2740	Wagner 15" X 3.5"
RBK1540W	E-3291	Wagner 15" X 4"
RBK1657B	E-7237	Bendix 16.5" Truck
RBK1657QFL	E-9070 / MF-3	Mack with Rockwell 16.5" Q Front Brake FL Series Hardware Kit
RBK1657QM	E9644 / MF-2	Mack with Rockwell 16.5 Q Front Brake
RBK1800E	E-2821 / EK-2	Eaton 18" Single Anchor Pin Brake - Cast Shoes
RBK4311E	E-1887AHD / EK-1HD	Eaton 16.5" Single Anchor Pin Brake Hardware Kit with Heavy Duty Return Spring
RBK4311EHM	E-3801 / EK-3	Eaton 16.5" Single Anchor Pin Brake Ford High Mount
RBK4471B1		Meritor 18" with Old style cast shoes
RBK4471B2		Meritor 18" with New style cast shoes



Ranger # EUCLID / SIRCO BRAKE HARDWARE KIT (OEM MADE IN THE USA)

RBK4515F		Same as HK4515F-1 with 8.375" Heavy Duty Return Spring
RBK4515F-1	E-3710S / XK-3	Fruehauf 16.5" XEM 3rd Generation with Standard Return Spring Brake Hardware Kit
RBK4515F-3	E-3701HD / XK-3HD	Same as HK4515F-1 with 8.375" Heavy Duty Return Spring
RBK4515F-56	KIT-5	Fruehauf Propar 16.5" XEM Brake Early Model Standard Return Spring
RBK4515F-57	E-4880S / XK-1	Fruehauf Propar 16.5" XEM Brake Early Model Heavy Duty Return Spring
RBK4515F-58	E-4880SHD / XK-1HD	Fruehauf Propar 16.5" XEM Brake Early Model Heavy Duty Return Spring
RBK4515P	E-1816HD / TK-4HD	Universal Kit for 16.5" Free Floating Anchor Pin Heavy Duty Return Spring
RBK4515P-1	E-1816S / TK-4	Universal Kit for 16.5" Free Floating Anchor Pin Standard Return Spring
RBK4515P-60	KIT-4S / TK-1	Rockwell 16.5" P Style and Early Standard Forge Standard Spr
RBK4515P-63	KIT-4HD / TK-1HD	Rockwell 16.5" P Style and Early Standard Forge Oversize
RBK4515Q-1	E-2769S / QK-1	4515Q Complete with Standard 8.375" Return Spring & Std CR Retainer
RBK4515Q-13		4515Q Complete with Standard Return Spring Std CR Retainer
RBK4515Q-14	E-2769SR / QK-1	4515Q Complete with Standard Return Spring OEM CR Retainer
RBK4515Q-2		4515Q Complete with Heavy Duty 8" Return Spring Std CR Retainer
RBK4515Q-3 / RBK4707Q	E-2769HD / QK-1HD	4515Q Complete with Heavy Duty 8.375" Return Spring Std CR Retainer
RBK4515Q-34	E-2769SHDR / QK-1HD	Same as HK4515Q-3 with OE Style Cam Roller Retainer
RBK4515Q-813		HK4515Q-1 less Bushings with STD Return Spring
RBK4515Q-814	E-6999SR / QK-8	HK4515Q-1 less Bushings with STD Return Spring & OE Style Retainer
RBK4515Q-833		HK4515Q-3 less Bushings with Heavy Duty 8.375" Return Spring & Std CR Retainer
RBK4515Q-834	E-6999SHRD / QK-8HD	HK4515Q-3 less Bushings with Heavy Duty 8.375" Return Spring & OE Style CR Retainer
RBK4515Q-8813		HK4515Q-813 less Anchor Pins
RBK4515Q-8814	E-3895SR / QK-2HD	HK4515Q-814 less Anchor Pins
RBK4515Q-8833		HK4515Q-833 less Anchor Pins
RBK4515Q-8834	E-3895SHDR / QK-2HD	HK4515Q-834 less Anchor Pins
RBK4515Q-83	E-6999SHD / QK-1A	HK4515Q-3 less bushings
RBK4515Q-81	E-6999S / QK-8A	HK4515Q-83 with Std. Return Spring
RBK4515Q-82		HK4515Q-83 with 8" H.D. Return Spring
RBK4515Q-881	E-3895S / QK-2	HK4515Q-883 with Std. Return Spring
RBK4515Q-883	E-3895SHD / QK-2HD	HK4515Q-3 less Anchor Pins and Bushing
RBK4515QM		Mack with Rockwell 16.5 Q Front Brake
RBK4515XL	E-5515 / XL-1	Spicer 16.5" XL Xtra-Life Brake
RBK4702Q	E-9064 / RF-5	Rockwell Front Axle Brake Hardware Kit Q Plug
RBK4708EF	E-8923	16.5" Eaton Retrofit from Fruehauf to Eaton ES
RBK4708EQ	E-8925	16.5" Eaton Retrofit from Rockwell to Eaton ES
RBK4709E	E-5481A / ES-1	Eaton ES Extended Service Brake Hardware Kit first generation 4709 Shoes
RBK4709E-12	E-10244 / ES-2	Eaton ES Extended Service Brake Hardware Kit second generation 4709 Shoes
RBK4709E-38		Combination Brake Hardware kit for both 4709 first and second generation Shoes
RBK4716E	E-9141 / ES-3	Eaton 15" X 6" ES Reduced Envelope Front Axle
RBK4717E	E-9039 / ES-4	15" Eaton ES Reduced Envelope Drive Axle
RBK4719E	E-10760	Eaton 15" X 6" ES Reduced Envelope Front Axle

